

- Enter the Registration Details Properly
- Double-check your information before proceeding.

User Registration

First Name <input type="text" value="First Name"/>	Last Name <input type="text" value="Last Name"/>
Email <input type="text" value="Email"/>	Phone Number <input type="text" value="Phone Number(10 digits)"/>
ID proof <input type="text" value="-----ID proof-----"/>	Identity Proof Number <input type="text" value="Identity Proof Number"/>
Password <input type="password" value="....."/>	Repeat Password <input type="text" value="Re Enter Password"/>

Register

- OTP will be sent to your registered mobile number and E-Mail.

OTP verification

OTP has been sent to your **Mobile number** and **Email id**. Wait for few moments. Please check your **SPAM folder** in case you did not receive it in your inbox.

OTP

Time remaining: 176s

Verify **Resend** **Login**

- Use your registered credentials to log in to the APTET-2023 portal.

Login

Email:

Password:

[Login](#) [Sign Up](#) [Forgot password](#)

[Change password](#)

🔧Registration Successful.
You may Login Now🔧

- Read the “How to Apply” Manual Carefully.

Dear Candidate,

Before applying for the APTET application, please read the “How to Apply” instructions carefully. [[Click here to read the PDF](#)]

[I confirm that I have carefully read the instructions. Continue](#)

- Complete the form step by step.
- **Important:** **Save your progress at each step to avoid data loss.**

Welcome to APDET, Testing
Application ID: APTET965335489f
Department Verification Status:
[Comments:](#)

If you have paid the challan and are not able to upload it, click on "Pay Challan using eGras" and then on the "Home" button located in the top left corner of the page. Alternatively, click on the back button of your web browser. After these steps, you will be able to locate the option to "Upload Challan".

User Information

Step 1

Go

Exam Preferences

Step 2

Mode of Exam

Step 3

Upload Documents

Step 4

Pay Challan using eGras

Step 5

Upload Challan Receipt

Step 6

Download Confirmation Receipt

Step 7

➤ Filling Personal Information

Update your personal Information

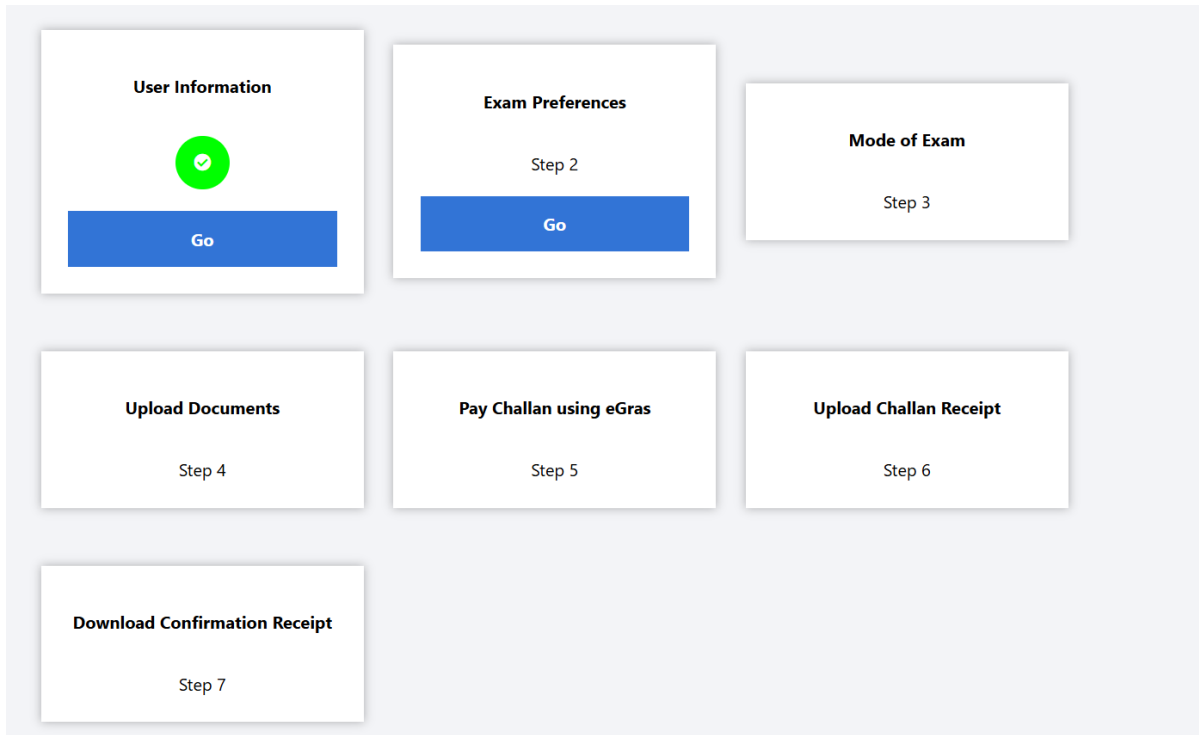
For Primary Level(Class I to V)
Maximum Age: 30 years(Non-APST) and 35 years(APST) as on 30/11/2025.

For Upper Primary Level(Class VI to VIII)
Maximum Age: 35 years(Non-APST) and 40 years(APST) as on 30/11/2025

Father's name	Mother's Name
<input type="text" value="Father's name"/>	<input type="text" value="Mother's Name"/>
Date of Birth	Gender
<input type="text" value="01-01-2002"/>	<input type="text" value="Male"/>
Permanent Residence of Arunachal Pradesh?	State / Union Territory
<input type="text" value="No"/>	<input type="text" value="Arunachal Pradesh"/>
District	Category
<input type="text" value="District of Domicile"/>	<input type="text" value="Non-APST"/>
>PWD?	Select Paper
<input type="text" value="No"/>	<input type="text" value="Both Papers"/>
Permanent Address(fill below)	
vill / town / ward	
<input type="text" value="vill / town / ward"/>	
Police Station	Pin
<input type="text" value="Police Station"/>	<input type="text" value="Pin"/>
<input type="checkbox"/> Same as permanent address	
vill / town / ward	Post Office
<input type="text" value="vill / town / ward"/>	<input type="text" value="Post Office"/>
Police Station	Pin
<input type="text" value="Police Station"/>	<input type="text" value="Pin"/>
<input type="button" value="save"/>	

➤ Save your progress

➤ Select your Exam Preference Carefully



- The paper option which was selected in step 1 will appear here.
- If you complete Steps 2, 3, and 4 and then change Step 2 again, you must re-complete all the steps by filling in and saving them properly to avoid data loss.

Update your Exam Preferences

I want to appear in these following exams Both ▾

Primary Level(Class I to V)

Educational Qualifications

----Educational Qualifications---- ▾

Upper Primary Level(Class VI to VIII)

Educational Qualifications **Subject Selection**

----Educational Qualifications---- ▾ ----Please Select---- ▾

Notes:

1. Relaxation upto 5% in qualifying marks for the candidates of reserved category as per State Govt. norms.	2. D.El.Ed/B Ed. Course from NCTE recognized institution and Diploma in Special Education and B.Ed (Special Education) organized by Rehabilitation Council of India (RCI) shall only be considered.
3. For Primary Level(Class I to V) Maximum Age: 30 years(Non-APST) and 35 years(APST) as on 30/11/2025.	4. For Upper Primary Level(Class VI to VIII) Maximum Age: 35 years(Non-APST) and 40 years(APST) as on 30/11/2025.

[save and next>>](#)

➤ Fill data and Save the Progress

Add additional information for the Exam Qualifications
9728

You have selected Primary Level(Class I to V) with "Senior Secondary (or its equivalent) with at least 50% marks and 4 years Bachelor of Elementary Education (B.El.Ed)" as your qualification.

Are you appearing

No (Already passed the exam) ▼

-- Select--

No (Already passed the exam)

Yes

No (Already passed the exam) ▼

You have selected Upper Primary Level(Class VI to VIII) with "At least 50% marks either in Graduation or in Post Graduation and Bachelor of Education (B.Ed)" as your qualification.

Are you appearing

No (Already passed the exam) ▼

-- Select--

No (Already passed the exam)

Yes

No (Already passed the exam) ▼

Select Input Mode
Marks with Percentage ▼

Total marks obtained in all subjects in Class 12 <input type="text" value="0"/>	Total maximum marks in all subjects in Class 12 <input type="text" value="0"/>	% you obtained <div style="background-color: #e0e0e0; padding: 2px;">% marks</div> <div style="background-color: #ffc107; padding: 2px; text-align: center;">Calculate</div>
---	--	--

Select Input Mode
Marks with Percentage ▼

Total marks obtained in Graduation <input type="text" value="0"/>	Total maximum marks in Graduation <input type="text" value="0"/>	% you obtained <div style="background-color: #e0e0e0; padding: 2px;">% marks</div> <div style="background-color: #ffc107; padding: 2px; text-align: center;">Calculate</div>
---	--	--

save

➤ Fill data and Save the Progress








- Documents will be required based on your exam preference selection. The image below is only for demonstration purposes.

Document Upload

Allowed extensions: .jpg, .jpeg and .png only

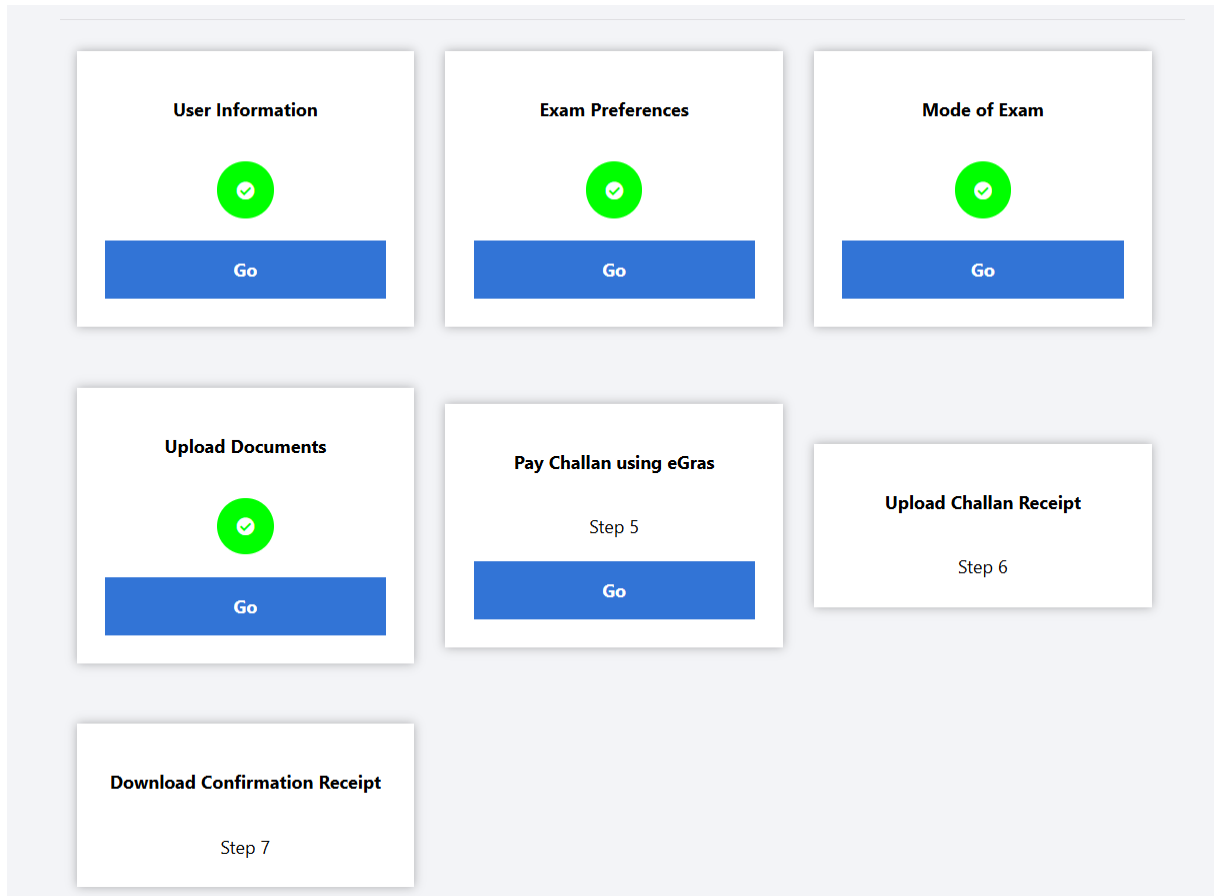
Minimum allowed size(for each image): 90kb

Maximum allowed size(for each image): 150kb

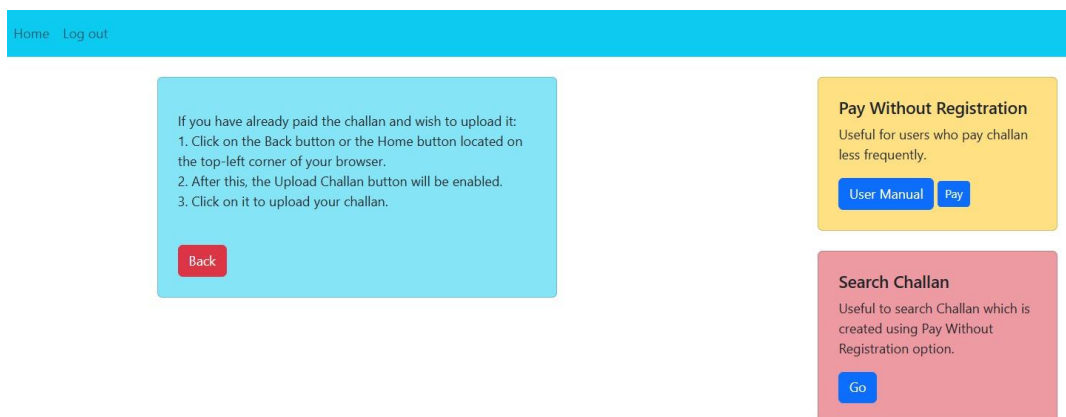
Passport size photo <input type="button" value="Choose file"/> No file chosen <input type="button" value="Upload"/>	
Photo of your Signature <input type="button" value="Choose file"/> No file chosen <input type="button" value="Upload"/>	
Photo of your PAN Card <input type="button" value="Choose file"/> No file chosen <input type="button" value="Upload"/>	
Photo of your class 10 pass certificate <input type="button" value="Choose file"/> No file chosen <input type="button" value="Upload"/>	
Photo of your class 12 pass certificate <input type="button" value="Choose file"/> No file chosen <input type="button" value="Upload"/>	
Bachelor in Education (B.Ed) pass marksheet / Certificate <input type="button" value="Choose file"/> No file chosen <input type="button" value="Upload"/>	
Graduation Consolidated Pass Marksheet / Certificate <input type="button" value="Choose file"/> No file chosen <input type="button" value="Upload"/>	

- Upload Documents and Save the Progress

- Once you complete these steps, you will be redirected to the dashboard
- Next Click on the Pay Challan using eGras Button and Make the Payment Online.



- Click on '**Pay**' and make the payment through the eGras Arunachal Portal. If you have already paid the challan, click on the **Back/Home** button in your browser. After that, you will find the option to upload the challan.



- Select the Department Name, Payment Type and Office Name as mentioned in the below image on this page.

The screenshot shows a web browser window with the URL `egras.arunachal.gov.in/paywithoutreg`. The page header includes the Government of Arunachal Pradesh logo and the text "Government Of Arunachal Pradesh, India". A navigation bar contains links for Home, Sitemap, Contact Us, Bank Helpline, and Forgot GR. The main content area is titled "Challan Payment Form (Fields marked with * are mandatory)".

Department Details

Department*	State Council of Educational Research and Training(SCERT)	Payment Type *	0202 - Education Sports Art and Culture
Office Location*	PAPUM PARE	Office Name *	SCERT, Itanagar

Period Year *

2026-2027

Form ID

{ Select Form ID }

- Enter the correct fee amount as mentioned in the official AP TET-2024 Notification.
- **Name:** Enter the name of the candidate who will be appearing for the exam
- **Enter the Valid Mobile No.**

Browser tabs: eGras, arunachaltet.in

URL: egras.arunachal.gov.in/paywithoutreg

Scheme Name	Amount
0202-01-101-01-01 Examination Fees	<input type="text"/>
Total Amount	0

Payer Details

Department Tax ID <input type="text" value="Department Tax Id"/>	PAN <input type="text" value="PAN NO."/>
Name * <input type="text" value="Type Candidate Name"/>	Block No./Premises <input type="text" value="Enter Block No./Premises"/>
Locality/Road <input type="text" value="Enter Locality/Road"/>	Area/City <input type="text" value="Enter Area/City"/>
PIN <input type="text" value="6 Digit Postal Code"/>	Mobile No. * <input type="text" value="10 Digit Mobile No."/>

Remarks

➤ The sample amount shown in the form is only for demonstration.

eGras arunachaltet.in egras.arunachal.gov.in/guestinfo

DRAFT CHALLAN
TR FORM - 5(a)

GRN AS	To Be Generated	BARCODE	To Be Generated	Date	07/09/2025	Form Id
--------	-----------------	---------	-----------------	------	------------	---------

Department		State Council of Educational Research and Training(SCERT)
Type of Payment		0202 - Education Sports Art and Culture
Office Name		SCERT, Itanagar
Location		PAPUM PARE
Year		2026-2027 One Time

Account Head Detail		Amount in Rs
0202-01-101-01-01	Examination Fees	800
Total Amount		800

Payer Details	
Tax-Id	
PAN No (If Applicable)	
Full Name	Type Candidate Name
Flat/Block No,Primises/Bldg	
Road/Street, Area/Locality	
Town/City/District	
PIN	
Mobile No.	2222222222
Remarks	APTET 2024
Amount in Words	Eight Hundred Rupees Only

Payment Details

Payment Mode Selected	SBI E-PAY Payment Gateway
Bank Selected	SBI

All the information entered is found correct in the above draft. I want to proceed for SBlepay Payment Gateway payment using SBI

Note*: Correction in challan data is not possible once you proceed, click on Cancel button if you want to modify the above information.
Payment Gateway charges will be paid by the customer depending upon the payment mode selected.

Agree **Disagree**

➤ Note the Order No. (AR.....) on this page for future reference.



Following channel(s) is/are unavailable during mentioned time:

- CSB Bank - Retail (NB) From: 2025-09-02 17:45:51 To: 2025-09-30 23:59:59
- Janata Sahakari Bank Ltd. Pune (NB) From: 2024-02-14 19:19:50 To: 2025-12-31 23:59:59
- Puniab and Maharashtra Co-operative Bank Ltd (NB) From: 2023-04-01 16:26:44 To: 2030-12-31 23:59:57

As per RBI Guidelines all cards (physical and virtual) shall be enabled for use

Payment Details

Debit/Credit Card

SBI Corporate Credit Cards

Internet Banking

UPI paytm

NEFT

SBI Branch Payment

Please ensure that your card is enabled for online (E-Commerce) transactions
कृपया सुनिश्चित करें कि आपका कार्ड (ई-कॉमर्स) लेनदेन के लिए सक्षम है

Card Number

VISA Mastercard RuPay

Name of the card holder

Name as on card

Expiry Date/Valid Thru

Month

Year

CVV/CVC 4-DBC

Use your GSTIN for claiming input tax (Optional)

Pay Now

Cancel

Order Summary

Kindly note Order No.

Order No.:
AR010919301202526P

Merchant Name:
e grass Arunachal

Amount: 800.00

Processing fee:

GST:

Total:


APM ID: PG_TRANS_396

- After payment, a PDF challan receipt will be generated
- Save this receipt carefully—you will need it to upload later.



CHALLAN
TR Form -5(a)



GRN AR010919341202526P		BARCODE 		Date 07/09/2025 14:21:24	Form ID
Department State Council of Educational Research and Training(SCERT)			Payer Details		
Type of Payment 0202 - Education Sports Art and Culture			Tax ID (If any)		
			PAN No.(If Applicable)		
Office Name SCERT, Itanagar		Full Name		Testing	
Location Itanagar					
Year 2025-2026 One Time		Flat/Block No./Premises/Building			
Account Head Details		Amount In Rs.			
0202-01-101-01-01 Examination Fees		1		Road/Street/Area/Locality	
				Town/City/District	
				PIN	
				Remarks (If Any)	
Total		1.00		Amount in Words One Rupees Only	
Payment Details SBI epay			FOR USE IN RECEIVING BANK		
Cheque-DD Details			Bank CIN	Ref. No	10015092025090700273 1480356795713
Cheque/DD No.			Bank Date	RBI Date	07/09/2025 14:21:50 Not Verified with RBI
Name of Bank			Bank-Branch		SBI epay
Name of Branch			Scroll No. , Date		Not Verified with Scroll

Mobile No. 1111111111

➤ Upload the Successfully Paid Challan

e-Challan Receipt Upload

Allowed extensions: .pdf only

Warning!!! You cannot modify your Information after this submission.

GRN (18 characters Alpha Numeric)

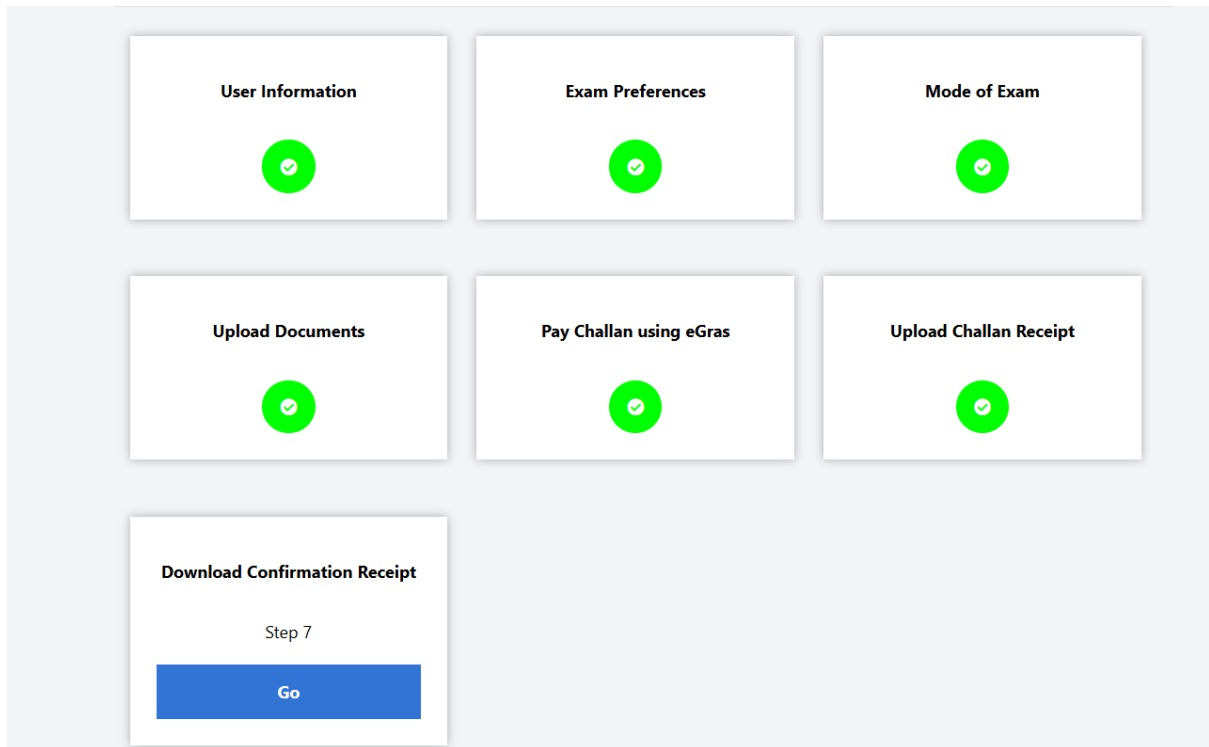
Challan Date



Upload Paid Challan:

Only .pdf extensions are allowed upto file size 150kb

Submit



- After uploading the challan, you may not be able to modify your application.
- Download the confirmation/Acknowledgement receipt for future reference.

THANK YOU